

ProfiTools Next
Air chisel hammers
Air rammers
Air tools
Chisels



ProfiTools Next

Air chisel hammers

Air rammers

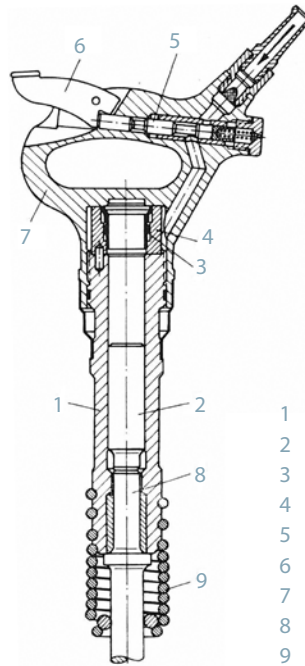
Air tools

Chisels

Consistency

On the occasion of the exhibition for industry and trade in Düsseldorf in the year 1902, the former FMA Pokorny (former Pokorny & Wittekind) was awarded a national medal for the first air tools manufactured in Germany. 50 years later FMA Pokorny became a member of the DEMAG companies organization. At that time, more than 100 years ago, FMA Pokorny has developed a multitude of air tools. Already in 1902 the developers knew that the potential energy of compressed air can be converted in kinetic energy of a free moving piston. Until today this basic principle did not change. More than 110 years later the requirements of industrial enterprises with rising productivity as well as the compliance with EU machine directives (e. g. work safety, noise, vibration) are a challenging task. We are MD Drucklufttechnik GmbH in Stuttgart, successor of FMA Pokorny. As manufacturer of MANNESMANN DEMAG air tools and air motors we still aim to enhance our air tools and create at the same time even more productive air tools. We combine quality, innovation and good service with an optimal consultation by our air tool specialists to ensure that we are always a trustworthy partner for our customers—now and in the future.

Our high market position was not achieved by accident. It is the result of a systematical and continuous development. Become a part of our world.



- 1 Cylinder
- 2 Piston
- 3 Valve
- 4 Control system
- 5 Air inlet valve
- 6 Trigger
- 7 Handle
- 8 Chisel
- 9 Retainer spring

MANNESMANN DEMAG hammers and rammers

Features that matter

- Experience, quality and service since more than 100 years
- Vibration reduced to the minimum
- We state the exposure time of the hammer (means how long the the worker may use the tool ongoingly)
- Outstanding quality of chisels and accessories
- Repair service in our own premises—because service matters
- Explosion protected hammers (Ⓔ) for endangered areas as mining, chemical or petrochemical industries (Group I, Category M2) upon request

Contents

Light chisel hammers—ergonomical and handy 0.7–3.4 kg	page	4–8
The universal ones—sliding valve steering for soft single beat start 6.3–6.8 kg	page	9
The handy ones—straight handle	page	10
Chisel hammer sets	page	11
Our production facilities	page	12–13
Chisel hammers especially for melting processes 6.2–17.6 kg	page	14–18
Advice for hand-arm-vibrations	page	19
Hammers for construction and other industries 4.1–21.1 kg	page	20–25
Chisels for Air hammers	page	26–38
Lance hammers	page	39
Rammers	page	40–43
Ramming feet (Rubber/Steel)	page	44
Accessories for hammer chisels	page	45
Air tools for foundries and other industries: – Grinding tools – Filing machines – Chipping hammers – Needle scalers – Impact wrenches	page	46–57

Air chisel hammers

The lightweights



Our light chisel hammers:

- Safely to operate thanks to a smaller and lighter construction
- High-capacity
- Easy handling
- Ergonomical construction
- Easy maintenance

Should you need a trustworthy **repair service** please contact us.

Lightweight and powerful

The light chisel hammers are perfectly suitable for the fettling of foundry products, for light works in the building industry, for the frame-and-body construction to disconnect flangings or welded joints. Further descriptions about the corresponding chisels (e. g. for lamination) start on page 26.

Due to the sensitive start, the extensive regulation of the impact strength (regulators can be found in "Accessories") and the only slight recoil these chisel hammers in connection with round guide bushings are also especially suitable for light and very light riveting works.

Because of their light weight our light chisel hammers are perfectly suitable for restoration works in high altitudes.



More than 12000 different spares available at our after-sales production and spare part stock



As an average we have approx. 3000-3500 machines in our sales stock.

- Powerful
- Low vibration
- Ideal handling with full handle
- Temperature resistant plastic handle
- Starts already at 1.5 bar and in every position

Air chisel hammers

The lightweights

0.7 – 0.8 kg



MD 070 | MD 071 | MD 072 | MD 080

Technical data

Type		MD 070	MD 071	MD 072	MD 080
<i>Insert end</i>					
Round	R 10.3 × 36	60040-06-5	—	60054-68-5	60040-10-5
Round hexagon	S 12.5 × 10.5	—	60032-73-5	—	—
Round hexagon	S 12.5 × 36	60040-05-5	—	60054-67-5	60040-09-5
Sliding valve steering		—	—	●	—
Pistol form		●	●	●	●
Retainer spring		●	●	●	●
Number of blows	min ⁻¹	6 500	6 500	3 400	6 500
Impact energy	J	1.1	1.1	1.1	1.2
Air consumption	ℓ / sec	3.3	3.3	5.0	5.6
Piston diam.	mm	16	16	16	16
Piston stroke	mm	30	30	46	45
Length	mm	170	179	175	193
Weight	kg	0.7	0.8	0.7	0.8
Hose I. D.	mm	8	8	8	8
Connection thread		G 1/4" i	G 1/4" i	G 1/4" i	G 1/4" i
Vibration	m / s²	3.0	4.6	4.2	3.3
Exposure time	h	21.9	9.4	11.1	18.4
Sound	dB(A)	98	98	98	98

Power at 6 bar operating pressure.

Air chisel hammers

The lightweights

1.0 – 1.3 kg

- These chisel hammers ensure a powerful overall concept for every job
- Starts below 3 bar



MD 110 | MD 120

MD 130

M13

Technical data

Type		MD 110	MD 120	MD 130	M 13
<i>Insert end</i>					
Round	R 10.3 × 36	60040-08-5	60040-12-5	—	—
Round	R 14.3 × 50	—	—	—	33600-10-5
Hexagon	S 12.5 × 36	60040-07-5	60040-13-5	—	—
Hexagon	S 12.5 × 50	—	—	—	33600-21-5
Hexagon	RS 12.5 × 10.5 × 50	—	—	60029-94-5	33600-20-5
Hexagon	RS 14.3 × 12.5 × 50	—	—	60028-80-5	33600-30-5
Open handle		●	●	●	●
Retainer spring		●	●	●	●
Silencer, steel		—	—	—	●
Number of blows	min ⁻¹	6 500	4 400	4 400	4 400
Impact energy	J	1.1	3.5	3.9	3.9
Air consumption	ℓ / sec	6.3	5.3	5.0	5.0
Piston diam.	mm	16	16	20	20
Piston stroke	mm	30	45	40	40
Length	mm	205	229	221	221
Weight	kg	1.0	1.1	1.3	1.3
Hose I. D.	mm	8	8	10	10
Connection thread		G 1/4" i	G 1/4" i	G 1/4" i	G 1/4" i
Vibration	m / s²	2.5	4.2	7.0	7.0
Exposure time	h	32.0	11.1	4.1	4.1
Sound	dB(A)	98	98	104	104

Power at 6 bar operating pressure.

Air chisel hammers

The lightweights

1.8 – 3.4 kg



MD 180 | MD 210

MD 23

MD 230

MD 222 | MD 223

Technical data

Type		MD 180*	MD 210	M 23	MD 230	MD 222	MD 223
<i>Insert end</i>							
Round	R 14.3 × 50	60040-01-5	60040-03-5	33750-10-5	60029-96-5	60040-41-5	60040-43-5
Hexagon	RS 12.5 × 10.5 × 50	—	—	33750-20-5	60029-97-5	—	—
Hexagon	RS 14.3 × 12.5 × 50	60040-02-5	60040-04-5	33750-30-5	60028-81-5	60040-42-5	60040-44-5
Sliding valve steering		—	—	●	●	—	—
Open handle		●	●	●	●	—	—
Closed handle		—	—	—	—	●	●
Retainer spring		●	●	●	●	●	●
Silencer, steel		—	—	●	—	—	—
Number of blows	rpm	3 400	2 350	2 700	2 700	3 200	2 300
Impact energy	J	8.4	7.0	6.1	6.1	8.9	9.2
Air consumption	ℓ / sec	6.0	6.0	5.5	5.5	6.0	6.0
Piston diam.	mm	20	20	20,5	20,5	20	20
Piston stroke	mm	60	90	40	40	60	90
Length	mm	270	322	228	228	310	358
Weight	kg	1.8	2.1	2.3	2.3	3.1	3.4
Hose I. D.	mm	10	10	10	10	10	10
Connection thread		G 1/4" i	G 1/4" i	G 1/4" i	G 1/4" i	G 3/8" i	G 3/8" i
Vibration	m / s²	11.4	9.3	7.4	7.4	9.3	10.5
Exposure time	h	1.5	2.3	3.6	3.6	2.3	1.8
Sound	dB(A)	100	97	102	102	100	100

Power at 6 bar operating pressure. * MD 180 available with retainer cap.

Chisel hammer sets [see page 11](#)

Chisel hammers

The lightweights

2.1–3.4 kg

- Ideal for extensive chisel change in foundries (Al/GG)
- High vibration dampening
- Low recoil



MD 200



MD 340



MD 370 with chisel retainer cap

Technical data

Type		MD 200	MD 340	MD 370
<i>Insert end</i>				
Hexagon	S 12.5 × 10.5 × 50	60040-14-5	—	—
Hexagon	S 14.3 × 12.5 × 50	60040-15-5	—	—
Hexagon	S 17.5 × 14.8 × 60	—	60040-16-5	60054-69-5
Open handle		●	●	●
Quick change chuck		●	●	—
Number of blows	min ⁻¹	3 600	3 700	3 700
Impact energy	J	4.0	5.0	5.0
Air consumption	ℓ / sec	5.0	6.0	6.0
Piston diam.	mm	15	20	20
Piston stroke	mm	48	48	48
Length	mm	270	287	287
Weight	kg	2.1	3.4	3.7
Hose I.D.	mm	10	10	10
Connection thread		G 1/4" i	G 1/4" i	G 1/4" i
Vibration	m / s²	3.5	4.5	4.5
Exposure time	h	16.3	9.9	9.9
Sound	dB(A)	98	98	98

Power at 6 bar operating pressure.

- For universal use
- Soft start
- 2 Step start by sliding valve steering
e. g. to protect workpieces

Air chisel hammers

The universal ones

6.3 – 6.8 kg



MD 630

MD 680

Technical data

Type		MD 630	MD 680
<i>Insert end</i>			
Round hexagon	RS 17,5 × 14,8 × 60	60053-92-5	60051-47-5
Round hexagon	RS 20 × 17 × 60	60053-91-5	60040-56-5
Round	R 25 × 75	—	60053-19-5
Hexagon	S 22 × 82		60053-14-5
Sliding valve steering		●	●
Closed handle		●	●
Screw cap		●	●
Number of blows	min ⁻¹	3 300	1 650
Air consumption	ℓ / sec	14.0	15.8
Piston diam.	mm	30	30
Piston stroke	mm	71	101.5
Length	mm	381	433
Weight	kg	6.3	6.8
Hose I. D.	mm	13	13
Connection thread		G 3/8" i	G 3/8" i
Vibration	m / s²	16	14
Exposure time	h	0.8	1.0
Sound	dB(A)	105	103

Power at 6 bar operating pressure.



Vibration-damped working gloves

Vibration reduction ca. 40 %!
see page 19

Air chisel hammers

The handy ones

0.77 – 0.86 kg

MD 074 | 084

- For quick and easy cleaning of castings
- Easy use, handy, universal use



MD 074

MD 084

Technical data

Type		MD 074	MD 084
<i>Insert end</i>			
Round	R 10.3 × 36	60040-31-5	60040-52-5
Hexagon	S 12.5 × 36	60040-22-5	60040-53-5
Straight handle with lever valve		●	●
Retainer spring		●	●
Closed handle		—	—
Screw cap		—	—
Number of blows	min ⁻¹	4 600	4 400
Air consumption	ℓ / sec	5.5	5.6
Piston diam.	mm	16	16
Piston stroke	mm	31.0	45.0
Length	mm	175	193
Weight	kg	0.77	0.86
Hose I. D.	mm	8	8
Connection thread		G 1/4" i	G 1/4" i

Power at 6 bar operating pressure.



Contents

- Chisel hammer
M 13 (p. 6) or
M 23 (p. 7) or
MD 180 (p.7) or
MD 210 (p.7)
- Fixed spanners
- Lubrication oil 0.05 l
- Flat chisel L- 135 mm, width 15 mm
- Pointed chisel L- 135 mm
- Broad chisel L- 180 mm, width 40 mm
- Retainer spring for broad chisel
- Hose connection incl. clamps,
threaded connector and nozzle

Set		Article No.
M 13	RS 14.3	33620-30-5
M 23	RS 14.3	33760-30-5
MD 180	RS 14.3	33780-30-5
MD 210	RS 14.3	33790-30-5



Epecially for continous sand mixers

Insert end		RS 14.3 × 12.5 × 50
Length	mm	150
Width	mm	60
Article No.		60050-81-3

MD Chisels for air hammers

Unsuitable pointed or flat chisels destroy the armour of the cylindrical mixer tubes during cleaning.

Find a remedy with our **scraper chisel** with a special radius for tubes of 150 – 450 mm.

The scraper chisel is included in the **chisel hammer set** (MD 180), see **Article No. 33780-40-5**.

Take a look into our production facilities

In our modern machine park highly motivated employees manufacture precision parts on CNC lathes. That is a requirement for maximum quality as well as for optimal durability of our air tools. Accurately fitting parts are the base for efficient assembly processes and cost-saving repairs.

After the parts have been finished the assembly of the machines and the end control takes place. Testing processes with lubricated or lubrication-free air provide a protocol of the relevant data of the air tools at completely automated testing procedures. All air tools and air motors leave our premises only in tested quality. Our department for quality control supervises all manufacturing processes. TÜV Cert. ISO 9001:2008 is our seal of quality.



Modern precision manufacturing at MANNESMANN DEMAG





Air chisel hammers With metal silencers



Especially created for foundry and melting processes

Our metal hammers with metal silencers are equipped with intensive vibration buffering. The installed air cushion provides a protection against wearing from unloaded strokes. It is buffered up to a working pressure of 9 bar.

The robust design is a perfect quality product for melting areas.

You work under difficult conditions?

You better work with the best air hammers.

Perfectly suitable for:

- Running-off of liquid metal melt
- Breaking loose and cleaning of:
 - Converters
 - Casting ladles
 - Induction furnaces
 - Cupola furnaces
 - Refractory brick lining work



- Vibration dampened and silenced
- High impact output
- Slender design
- Long life time
- Robust design

- Forged and zinc-plated stainless steel handle
- Solid handling for converter and pan cleaning and in large part fettling

Air chisel hammers With metal silencers 6.2 – 8.2 kg



Technical data

Type		MD 620 M	MD 660 M	MD 780 M	MD 820 M
<i>Insert end</i>					
Round hexagon	RS 17,5	60052-01-6	60052-07-6	60030-50-6	60030-65-6
Round hexagon	RS 20	60052-02-6	60052-08-6	60030-55-6	60030-70-6
Hexagon	S 19 × 50	60052-03-6	60052-09-6	60030-51-6	60030-66-6
Round	R 20 × 60	60052-04-6	60052-10-6	—	—
Closed handle, steel		●	●	●	●
Screw cap		●	●	●	●
Number of blows	min ⁻¹	2 600	2 170	2 600	2 170
Impact energy	J	12.0	14.5	12.0	14.5
Air consumption	ℓ / sec	10.6	12.5	12.0	14.5
Piston diam.	mm	29	29	30	30
Piston stroke	mm	75	95	75	95
Length	mm	365	395	376	406
Weight	kg	6.2	6.6	7.8	8.2
Hose I. D.	mm	13	13	13	13
Connection thread		G 3/8" i	G 3/8" i	G 3/4"	G 3/4"
Vibration	m / s²	6.8	6.1	5.1	5.0
Exposure time	h	4.3	5.4	7.7	8.0
Sound	dB(A)	104	104	104	104

Power at 6 bar operating pressure.

MD 620 M | MD 660 M (Insert end RS 17,5) **also available with quick change chuck**



Air chisel hammers

With metal silencers

9.6 – 13.2 kg

- Vibration dampened and silenced
- High impact output
- Slender design
- Long life time
- Robust design
- Forged and zinc-plated stainless steel handle
- Best used for converter, pan and furnace excavation



Exhaust air duct with balancer suspension

For models MD 960 M, 1220 M, 1320 M
Article No. 60054-66-6

Technical data

Type		MD 960 M	MD 1220 M	MD 1320 M
<i>Insert end</i>				
Round	R 25 × 75	60030-25-6	60030-34-6	60030-85-6
Hexagon	S 22 × 82	60030-74-6	60030-79-6	60030-86-6
Closed handle		●	●	●
Screw cap		●	●	●
Number of blows	min ⁻¹	1 700	1 760	1 170
Impact energy	J	34	40	50
Air consumption	ℓ / sec	20.3	23.7	22.6
Piston diam.	mm	33	36	36
Piston stroke	mm	130	135	180
Length	mm	503	520	640
Weight	kg	9.6	12.2	13.2
Hose I.D.	mm	19	19	19
Connection thread		Ra 3/4 "	Ra 3/4 "	Ra 3/4 "
Vibration	m / s²	6.8	7.9	10.2
Exposure time	h	4.3	3.2	1.9
Sound	dB(A)	105	105	105

Power at 6 bar operating pressure.

- Vibration dampened and silenced
- High impact output
- Slender design
- Long life time
- Robust design
- Forged and zinc-plated stainless steel handle

Air chisel hammers With metal silencers 11.1 – 14.9 kg

Exhaust air duct with balancer suspension

For model MD 1490 M
Article No. 60054-66-6



Balancer suspension



MD 1110 M



MD 1490 M

Technical data

Type		MD 1110 M	MD 1490 M
<i>Insert end</i>			
Round	R 25 × 75	60030-75-6	60031-10-6
Hexagon	S 22 × 82	60030-76-6	60031-15-6
Closed handle		●	●
Screw cap		●	●
Number of blows	min ⁻¹	1 760	950
Impact energy	J	34	55
Air consumption	ℓ / sec	21.7	16.3
Piston diam.	mm	33	36
Piston stroke	mm	130	205
Length	mm	503	640
Weight	kg	11,1	14.9
Hose I. D.	mm	19	19
Connection thread		Ra 3/4 "	Ra 3/4 "
Vibration	m / s²	5.8	11.4
Exposure time	h	5.9	1.5
Sound	dB(A)	105	105

Power at 6 bar operating pressure.

Air chisel hammers

With metal silencer | catch retainer

10.1 – 17.6 kg

- Vibration dampened and silenced
- High impact output, slender design
- Catch retainer for simple and quick chisel change
- Long life time, robust design
- Forged and zinc-plated stainless steel handle



Technical data

Type		MD 1010 M	MD 1440 M	MD 1550 M	MD 1760 M
<i>Insert end</i>					
Round	R 25 × 75	60030-77-6	60034-53-6	60034-52-6	60031-11-6
Hexagon	S 22 × 82	60030-95-6	60031-00-6	60031-05-6	60031-16-6
Closed handle		●	●	●	—
T-handle		—	—	—	●
Catch retainer		●	●	●	●
Number of blows	min ⁻¹	1 700	1 700	1 250	950
Impact energy	J	34	45	56	55
Air consumption	ℓ / sec	20,3	24,1	21,3	16,3
Piston diam.	mm	33	36	36	36
Piston stroke	mm	130	135	180	205
Length	mm	503	520	640	642
Weight	kg	10,1	14,4	15,5	17,6
Hose I. D.	mm	19	19	19	19
Connection thread		Ra 3/4 "	Ra 3/4 "	Ra 3/4 "	Ra 3/4 "
Vibration	m / s²	6,8	7,9	10,2	10,0
Exposure time	h	4,3	3,2	1,9	2,0
Sound	dB(A)	105	105	105	105

Power at 6 bar operating pressure.



Dear customer,

according to the work safety regulations working environment / conditions have to abolish or minimize health risks. Especially hand, arm and whole body vibrations which are harmful are concerned.

According to directive 2006/42 (EC machine directive) every manufacturer has to indicate in his documentation (operation manual) for every machine—here: air chisel hammers—the vibration value measured in three axes. According to ISO 8662 it was sufficient to indicate a one-dimensional vibration value that means measured only in one direction.

When you compare the vibration values of different manufacturers please pay attention whether the measure information is uniaxial or tri-axial.

The values for uniaxial measurements are clearly lower than the real vibration values. **Only a three-dimensional measurement determines the real vibration values.**

Our chisel hammers are measured according to the three-dimensional procedure in a TÜV-certified measuring room. The measure equipment corresponds completely to the requirements of DIN EN ISO 28927-10:2011.

→ [Test our chisel hammers and discover the difference.](#)

Vibration reducing gel gloves

Vibration reduction and a good feel in one!

Vibration reducing inlay in the palm, pre tensioned fingers, reinforced fore finger, specially designed thumb, pile and hook fastening, chromium free, non-lined, sizes 9 | 10 | 11

Glove	Material	Article No.
TEGERA® 9180 (1 pair)	Microthan®, Vibrothan®, polyester	9388-00-1
TEGERA® 9181 (1 pair)	goat leather, Vibrothan®	9388-00-2



TEGERA® 9180



TEGERA® 9181

Vibration reduction ca. 40%

Air chisel hammers MD Power hammers



The powerful ones

Our MD power hammers are used for demolishing walls, e.g., light concrete floors and fundamentals as well as for road works. For these works normally hammers with 4 to 8 kg are used. For more intensive demolishing or road breaking works our air hammers from 13 kg upwards are necessary.

Essential for demanding demolishing and raising works

Many air tool specialists, developers, engineers, constructors and the requirements of the customers have been part of these developments. The result is that you can trust in the advantages as e.g. ergonomics and especially low vibration and noise values which go hand in hand with high productivity potential.



100 years difference between today and the past: A remarkable reduction of the working loading.

- Vibration dampened and silenced
- High impact output
- Long life time
- Robust design
- Forged and zinc-plated stainless steel handle
- Cross slot retainer available upon request

Air chisel hammers MD Power hammers 4.1 – 7.4 kg



Technical data

Type		MD 410	MD 580	MD 620	MD 710	MD 740
<i>Insert end</i>						
Round hexagon	RS 17,5	60033-61-6	60033-63-6	60033-69-6	60033-66-6	60033-72-6
Round hexagon	RS 20	60034-06-6	60033-64-6	60033-70-6	60033-67-6	60033-73-6
Hexagon	S 19 × 50	60033-62-6	60030-36-6	60033-71-6	60033-68-6	60033-74-6
Closed handle		●	●	●	●	●
Screw cap		●	●	●	●	●
Number of blows	min ⁻¹	3 500	2 630	2 170	2 580	2 160
Impact energy	J	6,0	12,0	14,5	15,0	12,0
Air consumption	ℓ / sec	11,8	10,6	12,5	15,0	16,0
Piston diam.	mm	22	30	30	30	30
Piston stroke	mm	58	75	95	70	91
Length	mm	310	365	395	376	406
Weight	kg	4,1	5,8	6,2	7,1	7,4
Hose I.D.	mm	13	13	13	13	13
Connection thread		Ri 3/8"	Ra 3/4"	Ra 3/4"	G 3/4"	G 3/4"
Vibration	m / s²	6,7	7,6	8,1	5,1	5,1
Exposure time	h	4,5	3,5	3,0	7,7	7,7
Sound	dB(A)	105	101	103	103	104

Power at 6 bar operating pressure.

MD 410 (Insert end RS 17,5) **also available with quick change chuck**



Air chisel hammers

MD Power hammers

9.2 – 12.0 kg

- Vibration dampened and silenced
- High impact output
- Slender design
- Long life time
- Robust design
- Forged and zinc-plated stainless steel handle



Technical data

Type		MD 920	MD 930	MD 1040	MD 1190	MD 1200
<i>Insert end</i>						
Round	R 25 × 75	60033-77-6	60033-75-6	60033-79-6	60033-82-6	60033-81-6
Hexagon	S 22 × 82	60033-78-6	60033-76-6	60033-80-6	60033-83-6	60037-44-6
Closed handle		●	●	●	●	●
Screw cap		●	●	●	●	●
Number of blows	rpm	1 700	1 700	1 760	1 760	1 760
Impact energy	J	34	34	34	40	40
Air consumption	ℓ / sec	20,3	20,3	21,7	23,7	23,7
Piston diam.	mm	33	33	33	36	36
Piston stroke	mm	103	103	130	135	135
Length	mm	503	503	503	520	520
Weight	kg	9,2	9,3	10,4	11,9	12,0
Hose I. D.	mm	19	19	19	19	19
Connection thread		Ra 3/4 "	Ra 3/4 "	Ra 3/4 "	Ra 3/4 "	Ra 3/4 "
Vibration	m / s²	9,9	9,9	6,4	9,1	9,1
Exposure time	h	2,0	2,0	4,9	2,4	2,4
Sound	dB(A)	102	102	105	103	103

Power at 6 bar operating pressure.

- Vibration dampened and silenced
- High impact output
- Long life time, robust design
- Forged and zinc-plated stainless steel handle
- Cross slot retainer available upon request

Air chisel hammers

MD Power hammers

12.5 – 14.9 kg



Technical data

Type		MD 1250	MD 1300	MD 1310	MD 1350	MD 1490
<i>Insert end</i>						
Round	R 25 × 75	60033-84-6	60033-87-6	60033-86-6	60033-89-6	60033-94-6
Hexagon	S 22 × 82	60033-85-6	60033-88-6	—	60033-90-6	60033-95-6
Closed handle		●	●	●	●	●
Screw cap		●	●	●	●	●
Number of blows	rpm	1 600	1 170	1 170	1 100	950
Impact energy	J	40	50	50	50	55
Air consumption	ℓ / sec	24,7	22,6	22,6	19,8	16,3
Piston diam.	mm	36	36	36	36	36
Piston stroke	mm	135	180	180	180	205
Length	mm	570	640	640	650	640
Weight	kg	12,5	13,0	13,1	13,5	14,9
Hose I. D.	mm	19	19	19	19	19
Connection thread		Ra 3/4"	Ra 3/4"	Ra 3/4"	Ra 3/4"	Ra 3/4"
Vibration	m / s²	7,5	14,9	14,9	9,8	10,0
Exposure time	h	3,6	0,9	0,9	2,1	2,0
Sound	dB(A)	105	103	103	105	105

Power at 6 bar operating pressure.

Air chisel hammers

MD Power hammers

Catch retainer

9.8 – 15.4 kg

- Vibration dampened and silenced
- High impact output
- Catch retainer for simple and quick chisel change
- Long life time
- Robust design
- Forged and zinc-plated stainless steel handle



MD 980



MD 1430



MD 1540

Technical data

Type		MD 980	MD 1430	MD 1540
Insert end				
Hexagon	S 22 x 82	60033-91-6	60033-92-6	60033-93-6
Closed handle		●	●	●
Catch retainer		●	●	●
Number of blows	rpm	1 700	1 700	1 250
Impact energy	J	34	45	56
Air consumption	ℓ / sec	20,3	24,1	21,3
Piston diam.	mm	33	36	36
Piston stroke	mm	130	135	180
Length	mm	503	520	640
Weight	kg	9,8	14,3	15,4
Hose I. D.	mm	19	19	19
Connection thread		Ra 3/4 "	Ra 3/4 "	Ra 3/4 "
Vibration	m / s²	9,9	9,1	14,9
Exposure time	h	2,0	2,4	0,9
Sound	dB(A)	105	105	105

Power at 6 bar operating pressure.


- Vibration dampened and silenced
- High impact output
- Catch retainer for simple and quick chisel change
- Long life time
- Robust design
- Forged and zinc-plated stainless steel handle

Air chisel hammers

MD Power hammers

T-handle and catch retainer

17.0 – 21.1 kg



Technical data

Type		MD 1700	MD 1750	MD 1760	MD 1820	MD 1880	MD 2050	MD 2110
<i>Insert end</i>								
Round	R 25 × 75	60033-99-6	—	60033-96-6	60034-02-6	—	—	—
Hexagon	S 22 × 82	60028-55-6	—	60033-97-6	60034-00-6	—	60034-03-6	—
Hexagon	S 25 × 108	—	60033-98-6	—	—	60034-01-6	60034-04-6	60034-05-6
T-handle		●	●	●	●	●	●	●
Catch retainer		●	●	●	●	●	●	●
Number of blows	rpm	1 680	1 660	950	1 240	1 240	1 300	1 170
Impact energy	J	40	40	55	53	53	49	50
Air consumption	ℓ / sec	24,1	25,9	26,3	21,3	21,3	26,8	27,9
Piston diam.	mm	36	36	36	36	36	38	42
Piston stroke	mm	135	135	205	180	180	152	152
Length	mm	520	520	642	600	600	593	622
Weight	kg	17,0	17,5	17,6	18,2	18,8	20,5	21,1
Hose I. D.	mm	19	19	19	19	19	19	19
Connection thread		Ra 3/4 "	Ra 3/4 "	Ra 3/4 "	Ra 3/4 "	Ra 3/4 "	Ra 3/4 "	Ra 3/4 "
Vibration	m / s²	7,6	7,6	10,0	9,8	9,8	8,1	9,6
Exposure time	h	3,5	3,5	2,0	2,1	2,1	3,1	2,2
Sound	dB(A)	105	105	105	104	104	106	106

Power at 6 bar operating pressure.

Remark

The hammers are supplied as vibration dampened. To receive a rigid version use the supplied clamping pins as shown in the user manual.

MD chisels for air hammers

Besides the chisels in our catalogue we have **more than 100 special chisels** in our range:

Contact us for more information.

Moreover we offer:

- Large selection of pointed chisels and flat chisels in special lengths and with special insert ends
- Bent chisels
- Hydraulic chisels
- Hand chisels



We have experience

Chisels from MANNESMANN DEMAG are forged of high value tool steel. A controlled heat treatment guarantees a high surface strength.

The impact surface of the insert ends are coplanar and form a right angle towards the tool shaft. This ensures a direct contact between chisel hammer piston and the insert tool which allows an optimal transmission of the impact energy to the tools.

Thank you for your trust

For our customers it is a good feeling that they can rely on us. With thousands of insert tools which are continuously on stock we guarantee a high ability to deliver.

Our sales and service team is always at your disposal:

MANNESMANN DEMAG

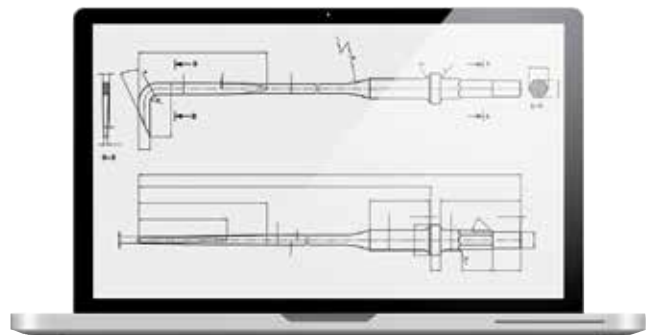
Partner for the professionals

Service and quality

MANNESMANN DEMAG supplies many successful production plants with air tools. Our customers benefit from a big dealer network in many countries. Fast and reliable we meet your expectations—also for special chisels.

Precise controls ensure and guarantee a perfect and solid quality of the insert tools. The quality base is norm DIN or ISO.

We are pleased to advise you concerning special chisels for new work parts. Afterwards we design and realize the exactly fitting chisel for your application.



MD chisels for air hammers

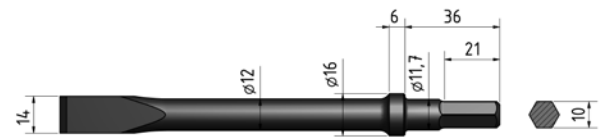
Insert end Chisel	Effect. length mm	Cutting width mm	Article No.
----------------------	----------------------	---------------------	-------------

Round 10.3 × 36



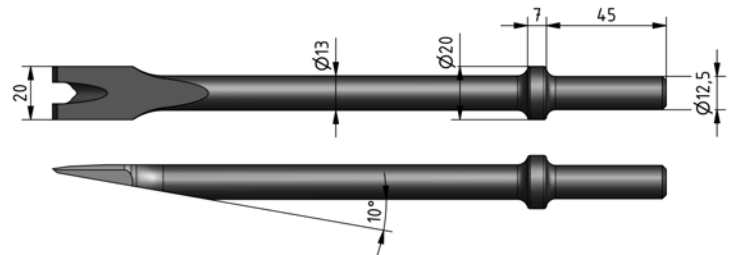
Flat chisel	125	15	39500-36-6
	150	15	39500-40-6
	195	15	39500-37-6
	250	15	39500-38-6
Blank chisel	125	—	39500-39-6

Round Hex. 11.7 × 10 × 36



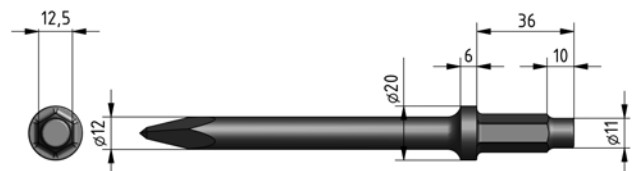
Flat chisel	125	14	39500-45-6
-------------	-----	----	------------

Round 12.5 × 45 Weld point chisel



Flat chisel	180	20	39502-60-6
-------------	-----	----	------------

Hex. 12.5 × 36



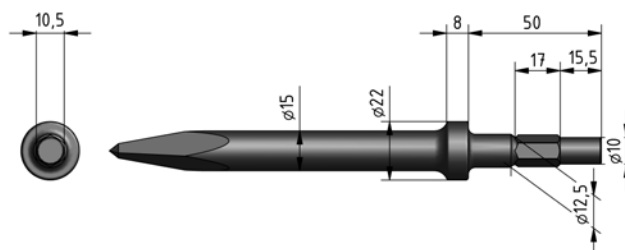
Pointed chisel	125	—	39502-35-6
	200	—	39502-37-6
Flat chisel	125	10	39502-38-6
	125	15	39502-40-6
	195	15	39502-41-6
	250	15	39502-42-6
	300	15	39502-44-6
	400	15	39502-45-6
	450	15	39502-47-6
Broad chisel	125	40	39502-46-6
Blank chisel	115	—	39502-30-6

Hex. 12.5 × 36 Shaft Ø 10 mm

Pointed chisel	250	—	39502-36-6
----------------	-----	---	------------

MD chisels for air hammers

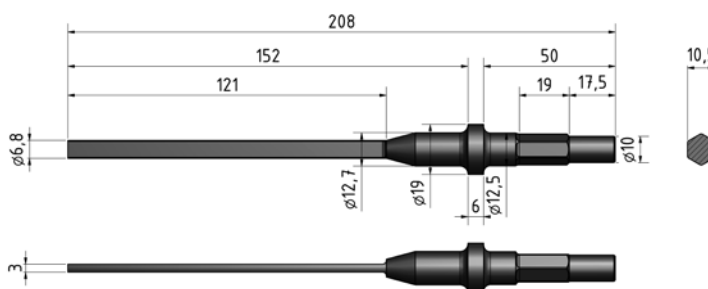
Insert end Chisel	Effect. length mm	Cutting width mm	Article No.
----------------------	----------------------	---------------------	-------------



Round 12.5 × 10.5

Hex. 10 × 50

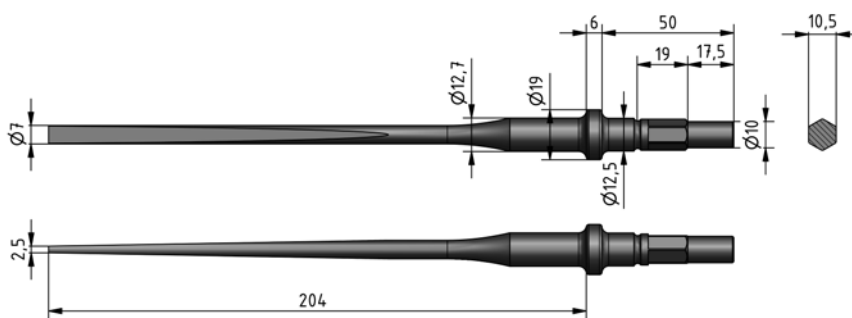
Pointed chisel	135	—	39501-35-6
Flat chisel	135	15	39501-40-6
	145	20	39500-05-6
	200	15	39501-42-6
	400	15	39501-43-6
Blank chisel	135	—	39501-30-6



Round 12.5 × 10.5

Hex. 10 × 50

Flat chisel	150	6,8	60018-56-3
-------------	-----	-----	-------------------

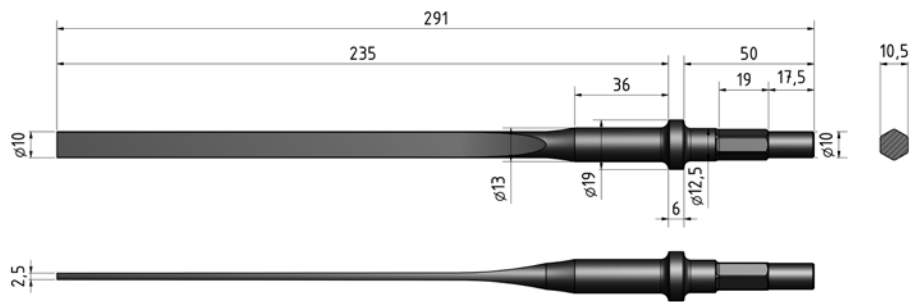


Round 12.5 × 10.5

Hex. 10 × 50

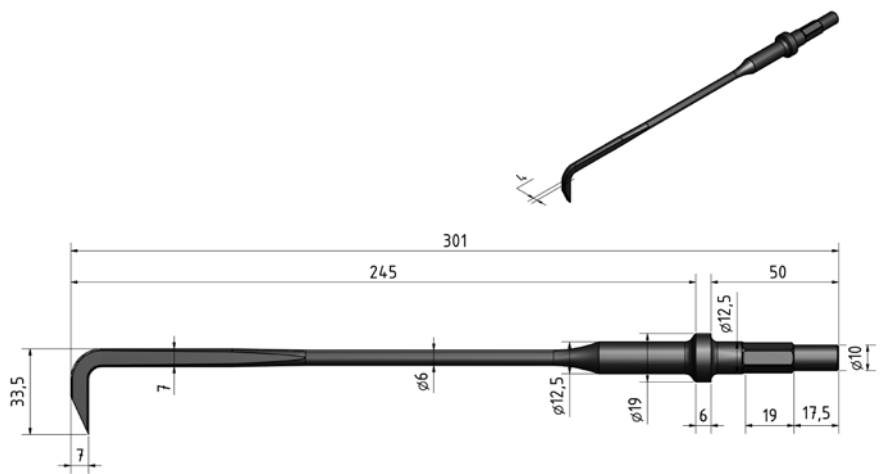
Flat chisel	204	7	29944-22-3
-------------	-----	---	-------------------

Insert end Chisel	Effect. length mm	Cutting width mm	Article No.
----------------------	----------------------	---------------------	-------------



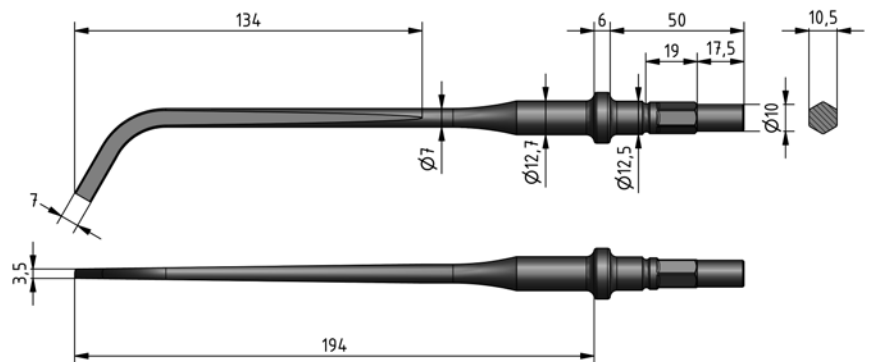
Round 12.5 × 10.5
Hex. 10 × 50

Flat chisel	235	10	60027-66-3
-------------	-----	----	-------------------



Round 12.5 × 10.5
Hex. 10 × 50

Curved chisel	245	—	60028-48-3
---------------	-----	---	-------------------

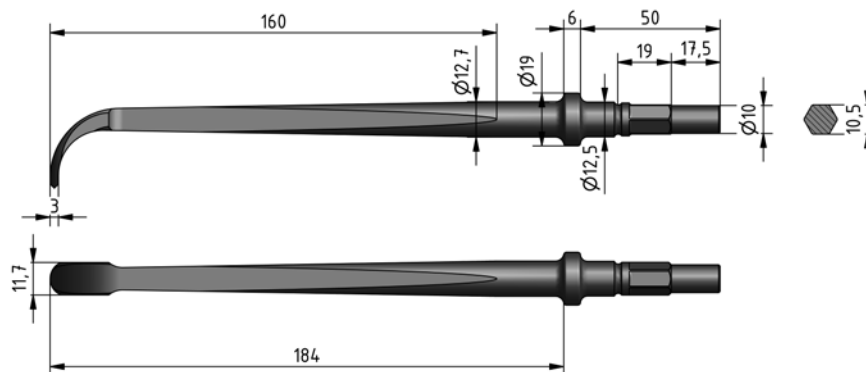


Round 12.5 × 10.5
Hex. 10 × 50

Curved chisel	194	—	29944-20-3
---------------	-----	---	-------------------

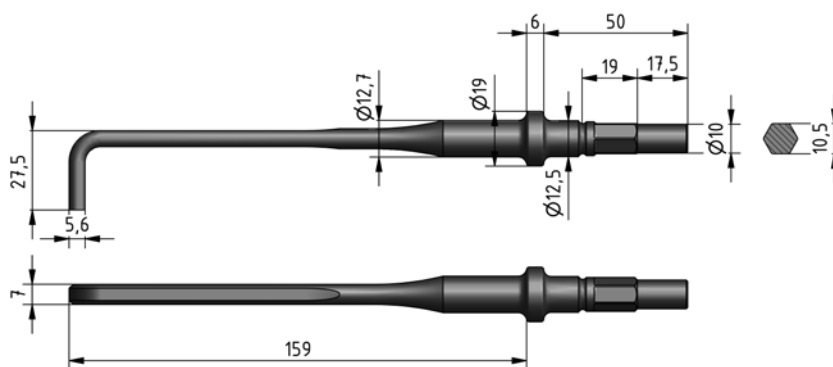
MD chisels for air hammers

Insert end Chisel	Effect. length mm	Cutting width mm	Article No.
----------------------	----------------------	---------------------	-------------



Round 12.5 × 10.5
Hex. 10 × 50

Curved chisel	184	—	29944-21-3
---------------	-----	---	------------

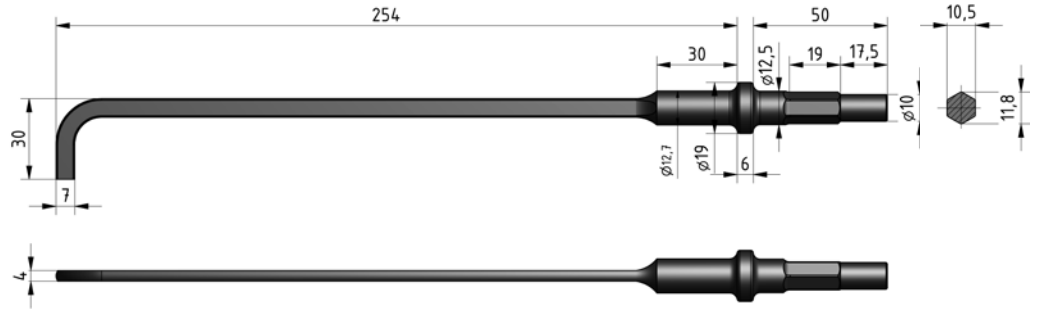


Round 12.5 × 10.5
Hex. 10 × 50

Curved chisel	159	—	29944-23-3
---------------	-----	---	------------

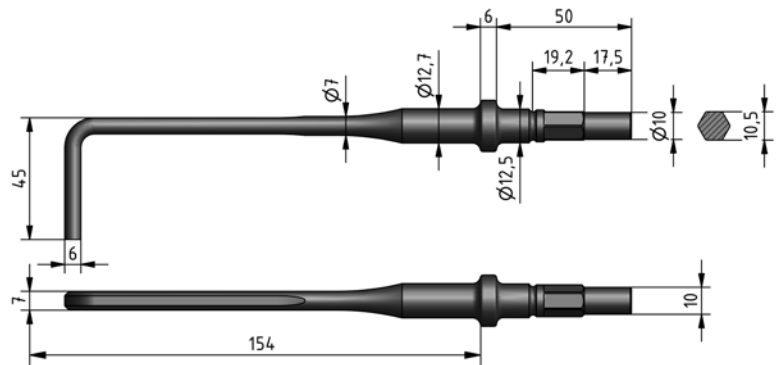
MD chisels for air hammers

Insert end Chisel	Effect. length mm	Cutting width mm	Article No.
----------------------	----------------------	---------------------	-------------



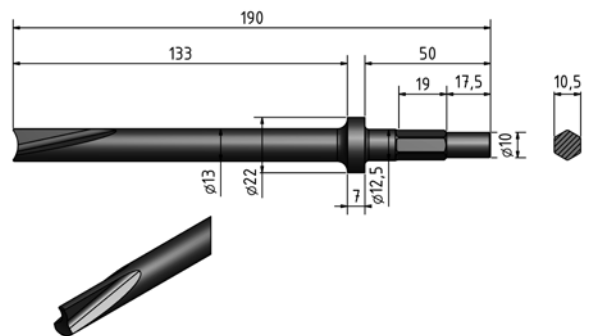
Round 12.5 × 10.5
Hex. 10 × 50

Curved chisel	254	—	60028-56-3
---------------	-----	---	-------------------



Round 12.5 × 10.5
Hex. 10 × 50

Curved chisel	154	—	29944-24-3
---------------	-----	---	-------------------



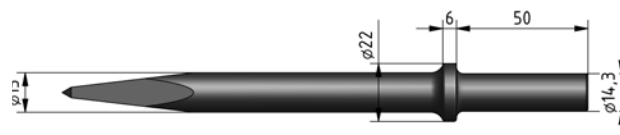
Round 12.5 × 10.5
Hex. 10 × 50
Sheet metal separating chisel

Chisel	133	—	60028-47-3
--------	-----	---	-------------------

MD chisels for air hammers

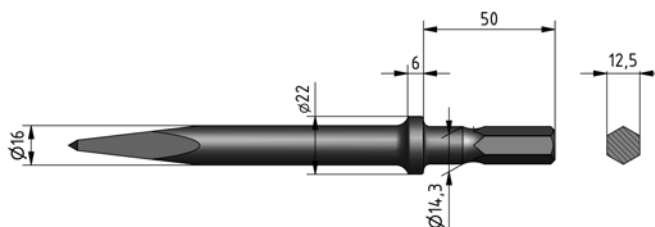
Insert end Chisel	Effect. length mm	Cutting width mm	Article No.
----------------------	----------------------	---------------------	-------------

Round 14.3 × 50



Pointed chisel	150	—	39503-35-6
	250	—	39503-36-6
Flat chisel	135	20	39503-37-6
	150	15	39503-40-6
	230	20	39503-38-6
	250	15	39503-42-6
Blank chisel	200	—	39503-31-6
	250	—	39503-32-6

Round Hex. 14.3 × 12.5 × 50



Pointed chisel	135	—	39504-35-6
	200	—	39504-36-6
	250	—	39504-37-6
	450	—	39504-38-6
Flat chisel	135	15	39504-40-6
	135	20	39504-44-6
	200	15	39504-41-6
	200	20	39504-45-6
	250	20	39504-47-6
	300	30	39504-48-6
	350	15	39504-62-6
	350	18	39504-49-6
	400	20	39504-51-6
	450	20	39504-52-6
	500	20	39504-53-6
	600	25	39504-54-6
	800	20	39504-56-6
	1 000	20	39504-43-6
Broad chisel	135	30	39504-57-6
	180	40	39504-50-6
	180	60	39504-58-6
	190	40	39504-64-6
	200	30	39504-59-6
	350	40	39504-61-6
	400	35	60020-66-3
Blank chisel	135	—	39504-30-6
	200	—	39504-31-6
	300	—	39504-33-6
	450	—	39504-32-6

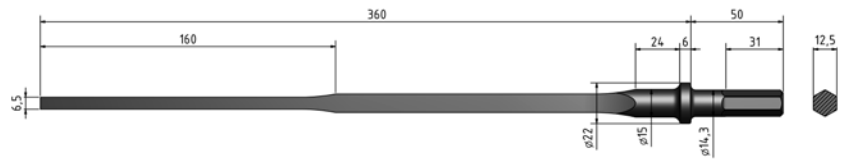
Insert end Chisel	Effect. length mm	Cutting width mm	Article No.
----------------------	----------------------	---------------------	-------------

Round

Hex. 14.3 × 12.5 × 50

Shaft Ø 8 mm

Pointed chisel	450	—	60026-48-3
----------------	-----	---	------------



Round

Hex. 14.3 × 12.5 × 50

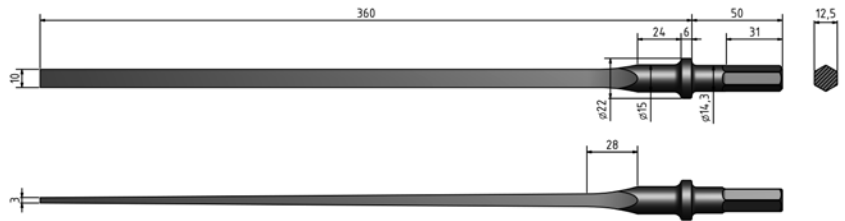
Flat chisel	360	6,5	60020-68-3
-------------	-----	-----	------------



Round

Hex. 14.3 × 12.5 × 50

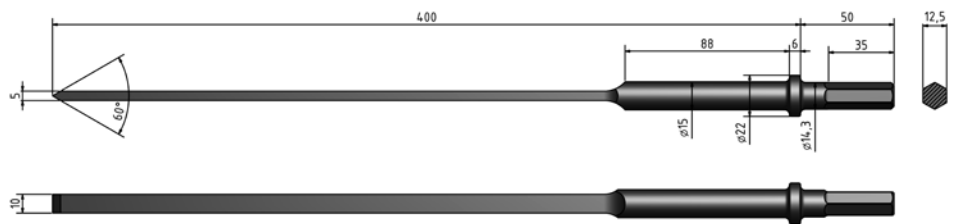
Flat chisel	360	10	60020-69-3
-------------	-----	----	------------



Round

Hex. 14.3 × 12.5 × 50

Flat chisel	400	10	60021-14-3
-------------	-----	----	------------



MD chisels for air hammers

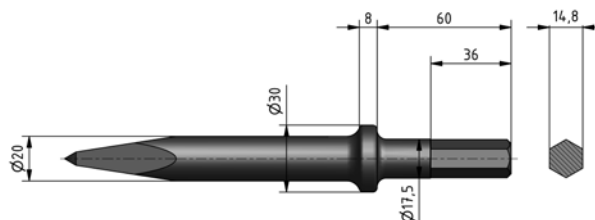
Insert end Chisel	Effect. length mm	Cutting width mm	Article No.
----------------------	----------------------	---------------------	-------------

Round Hex. 17.3 × 14.8 × 60



Pointed chisel	250	—	39526-10-6
	350	—	39526-11-6
Flat chisel	250	25	39526-15-6
	350	25	39526-16-6
	560	25	39526-18-6
	1 000	25	39526-25-6

Round Hex. 17.5 × 14.8 × 60

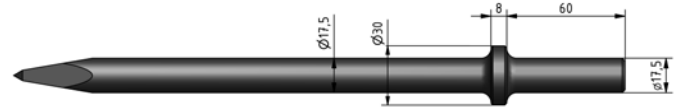


Pointed chisel	190	—	39506-36-6
	260	—	39506-37-6
	350	—	39506-38-6
	450	—	39506-39-6
	700	—	39506-47-6
	750	—	39506-48-6
	1 000	—	39506-49-6
	1 500	—	39506-50-6
	2 000	—	39506-51-6
Flat chisel	140	20	39506-40-6
	190	20	39506-41-6
	200	30	39506-43-6
	260	20	39506-42-6
	260	30	39506-55-6
	350	30	39506-56-6
	450	20	39506-46-6
	450	30	39506-57-6
	600	30	39506-58-6
	750	30	39506-59-6
	1 000	25	39506-60-6
	1 500	25	39506-61-6
	2 000	25	39506-62-6
	2 500	25	39506-63-6
4 000	25	39506-64-6	
Broad chisel	200	60	39506-65-6
	210	95	39506-45-6
Blank chisel	250	—	39506-32-6

MD chisels for air hammers

Insert end Chisel	Effect. length mm	Cutting width mm	Article No.
----------------------	----------------------	---------------------	-------------

Round 17.5 × 60



Pointed chisel	250	—	39505-37-6
	450	—	39505-38-6
	1 500	—	39505-51-6
Flat chisel	250	25	39505-39-6
	260	20	39505-40-6
	600	25	39505-41-6
	750	25	39505-42-6
Broad chisel	210	40	39505-43-6
Blank chisel	250	—	39505-30-6

Hex. 19 × 50



Pointed chisel	250	—	39519-54-6
	350	—	39519-55-6
	450	—	39519-56-6
	600	—	39519-60-6
Flat chisel	250	25	39519-57-6
	350	25	39519-58-6
	450	25	39519-59-6
	800	25	39519-65-6
	2 000	25	39519-69-6

MD chisels for air hammers

Insert end Chisel	Effect. length mm	Cutting width mm	Article No.
----------------------	----------------------	---------------------	-------------

Round 20 × 60



Pointed chisel	250	—	39507-29-6	
	350	—	39507-35-6	
	350	shaft 20/24	39507-30-6	
	450	—	39507-36-6	
	750	—	39507-37-6	
	1 000	—	39507-38-6	
	1 500	—	39507-45-6	
	2 000	—	39507-48-6	
Flat chisel	250	25	39507-49-6	
	450	20	39507-50-6	
	750	25	39507-40-6	
	750	collar 34	30	39507-61-6
	1 000	collar 30	35	39507-62-6
	1 500	collar 35	25	39507-39-6
	2 000	collar 35	25	39507-42-6
Blank chisel	600	—	39507-63-6	
	1 000	—	39507-25-6	
	1 000	collar 34	shaft 25	39507-28-6
	1 200	—	39507-26-6	
	2 000	—	39507-27-6	

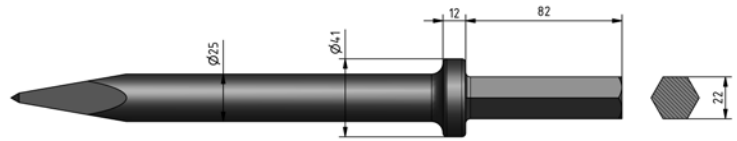
Round Hex. 20 × 17 × 60



Pointed chisel	250	—	39508-34-6	
	350	—	39508-35-6	
	450	collar 34		39508-38-6
	450	shaft 25		39508-36-6
	750	—		39508-37-6
	1 000	—		39508-39-6
	1 500	—		39508-44-6
Flat chisel	200	collar 35	30	39508-71-6
	250		30	39508-45-6
	300	collar 35	30	39508-72-6
	350		23	39508-40-6
	450		23	39508-41-6
	450		30	39508-47-6
	500		30	39508-43-6
	600		30	39508-42-6
	750		30	39508-48-6
	1 000		30	39508-49-6
	1 250		30	39508-50-6
	1 600		30	39508-51-6
	2 000		60	39508-52-6
	Broad chisel	210		60
750			90	39508-57-6

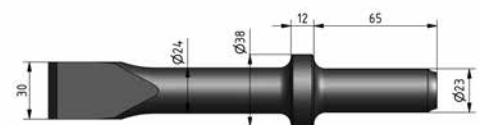
Insert end Chisel	Effect. length mm	Cutting width mm	Article No.
----------------------	----------------------	---------------------	-------------

Hex. 22 × 82



Pointed chisel	350	—	39511-34-6
	400	—	39511-37-6
	450	—	39511-35-6
	800	—	39511-38-6
	1 000	—	39511-39-6
	1 200	—	39511-78-6
	1 500	—	39511-42-6
	2 000	—	39511-44-6
	2 500	—	39511-54-6
	3 000	—	39511-55-6
4 000	—	39511-56-6	
Flat chisel	450	25	39511-40-6
	500	25	39511-41-6
	600	25	39511-43-6
	800	25	39511-58-6
	1 000	25	39511-59-6
	1 500	25	39511-60-6
	2 000	25	39511-61-6
	2 500	25	39511-62-6
	3 000	25	39511-63-6
	4 000	25	39511-65-6
5 000	25	39511-67-6	
Flat spade	400	120	39511-70-6
	1 000	120	39511-75-6
Spade	400	75	39511-77-6

Round 23 × 65 Shearing chisel

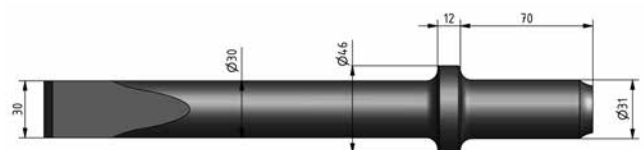


Shearing chisel	140	30	39514-10-6
-----------------	-----	----	-------------------

Round 24 × 77 Flat chisel

Flat chisel	2 000	30	60036-12-3
-------------	-------	----	-------------------

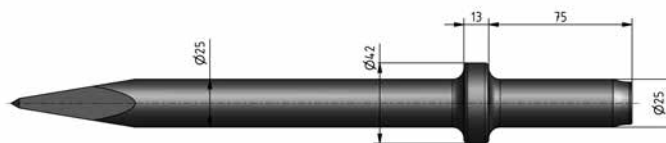
Round 31 × 70 Shearing chisel



Shearing chisel	250	30	39515-20-6
-----------------	-----	----	-------------------

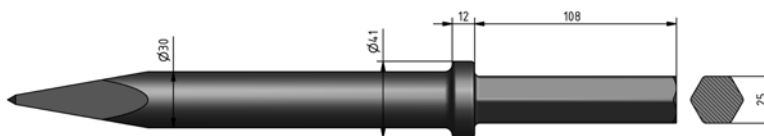
MD chisels for air hammers

Insert end Chisel	Effect. length mm	Cutting width mm	Article No.
----------------------	----------------------	---------------------	-------------



Round 25 x 75

Pointed chisel	350	—	39509-35-6
	450	—	39509-36-6
	500	—	39509-37-6
	600	—	39509-60-6
	800	—	39509-38-6
	1 000	—	39509-39-6
	1 500	—	39509-62-6
	2 000	—	39509-63-6
	2 500	—	39509-64-6
	3 000	—	39509-65-6
4 000	—	39509-67-6	
5 000	—	39509-68-6	
Flat chisel	350	25	39509-40-6
	400	25	39509-51-6
	450	25	39509-41-6
	600	25	39509-73-6
	800	25	39509-74-6
	1 000	25	39509-75-6
	1 500	25	39509-76-6
	2 000	25	39509-77-6
	2 000	40	39509-53-6
	2 500	25	39509-79-6
	3 000	25	39509-80-6
	4 000	25	39509-82-6
Flat spade	425	120	39509-47-6
Blank chisel	3 000	—	39509-85-6
	4 000	—	39509-86-6



Hex. 25 x 108

Pointed chisel	350	—	39512-30-6
	450	—	39512-35-6
	600	—	39512-37-6
	1 500	—	39512-41-6
Flat chisel	450	30	39512-40-6
Flat spade	420	125	39512-42-6
Spade	400	75	39512-43-6

Lance hammers

Special lengths up to 4 m

The MDLZH is tailor made for foundries in length 1.2 to 4 m. The lance hammer is equipped with a metal silencer and can be used in a 400 °C (752 °F) environment. Hammer and lance are made of steel. This hammer is an economic alternative against a 10–12 kg hammer (with expensive chisel length 2–3 m). Though the hammer weight is only 4 kg, the MDLZH is more efficient than a conventional hammer with a long chisel because the hammer is close to a standard chisel. The insert end is S 19 × 50 mm.



Available also in ATEX version Group I, Cat M2!

Carrying case included (up to standard length)



MDLZH 640

Technical data

Type		MDLZH 640	MDLZH 680	MDLZH 710
Article No.		60029-84-6	60029-85-6	60029-86-6
Insert end		S 19 × 50	S 19 × 50	S 19 × 50
Closed handle		●	●	●
Number of blows	min ⁻¹	3 500	3 500	3 500
Air consumption	ℓ / sec	7,8	7,8	7,8
Piston diam.	mm	22	22	22
Piston stroke	mm	58	58	58
Length	mm	800	950	1 100
Weight	kg	6,4	6,8	7,1
Connection thread		G 3/4 "	G 3/4 "	G 3/4 "
Vibration	m / s²	4,9	4,9	4,9
Exposure time	h	8,3	8,3	8,3
Sound	dB(A)	103	103	103

Power at 6 bar operating pressure.



S 2000

Small and fine

- Handy and powerful
- Ideal for tamping mold sand

Your choice:

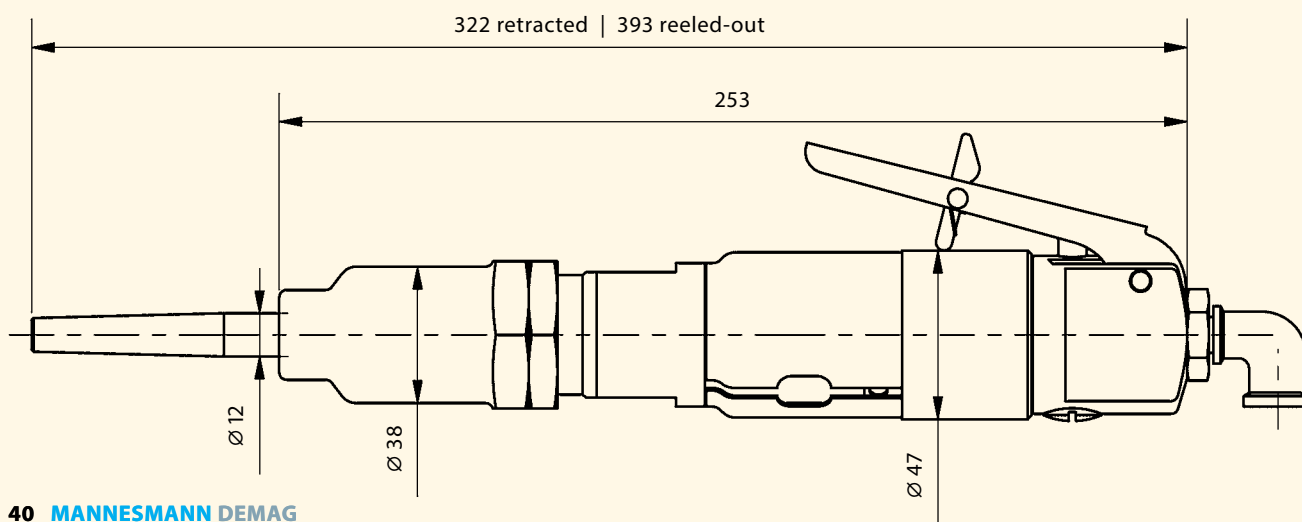
rammer standard or with low vibration

Important for safety inspectors:
the rammer is supplied with safety lever
according to DIN ISO 11148-4

Technical data

Type		S 2000 standard 60050-49-5	S 2000 V vibration-damped 60052-46-5
Version			
Article No.			
Piston rod	round	●	●
Morse taper	MK	1	1
Hebelventilhaube		●	●
Number of blows	rpm	2 100	1 750
Air consumption	ℓ / sec	7.10	4.60
Piston diam.	mm	23	23
Piston stroke	mm	70	70
Length total	mm	322	322
Weight	kg	2.2	2.2
Hose I. D.	mm	10	10
Connection thread		G 1/4 " i	G 1/4 " i

Power at 6 bar operating pressure.



Rammers

The reliable

3.9 – 9.4 kg



Technical data

Type		S 5100 with safety lever valve short	S 5100 with safety lever valve long	S 5401 with safety lever valve short	S 5401 with safety lever valve long
Illustration		1	2	1	2
Article No.		35100-30-5	35100-40-5	35400-21-5	35400-31-5
Piston rod		Square	Square	Square	Square
Morse taper	MK	1	1	2	2
Lever valve hood		—	—	—	—
Lever valve short		●	—	●	—
Lever valve long		—	●	—	●
Number of blows	rpm	720	720	680	680
Air consumption	ℓ/sec	6.7	6.7	11.7	11.7
Piston diam.	mm	22.5	22.5	36.0	36.0
Piston stroke	mm	155	155	175	175
Length total	mm	700	1260	840	1080
Weight	kg	4.7	5.5	8.8	9.4
Hose I. D.	mm	10	10	13	13
Connection		G 1/4" i	G 1/4" i	G 3/8" i	G 3/8" i
Rammer feet max.	kg	0,75	0,75	1,80	1,80

Power at 6 bar operating pressure.

Suitable ramming feet *see page 44*

Rammers

Lower hand arm vibration

Vibration level 7.8 m/s^2

New design!

- With the new rammer design the danger of hand-arm vibrations is effectively minimized
- MANNESMANN DEMAG Srammers are proven since decades
- New vibration dampening attached



S 5102 | S 5402


Technical data

Type		S 5102	S 5402
Article No.		60035-85-5	60035-71-5
Piston rod	square	●	●
Morse taper	MK	1	2
Lever valve		●	●
Number of blows	rpm	720	680
Air consumption	ℓ/sec	6,7	11,7
Length total	mm	1 170	1 300
Weight	kg	7,2	11,1
Hose I. D.	mm	10	10
Connection thread		G 1/4"	G 3/8" i
Vibration	m/s²	7,8	7,8
Exposure time	h	3,3	3,3
Sound	dB(A)	100	100

Power at 6 bar operating pressure.

Suitable ramming feet *see page 44*

- For ramming mold material (foundry sand)
- Compressing refractory material in furnaces
- Low vibration because of 2-way air supply
- Additional vibration dampening at handle for rammer 3
- Guided round piston
- Packing sleeve with new sealing technology
- Rotational air connection – multifunctional
- Powerful and robust
- For hard ongoing use
- Variable handle combinations



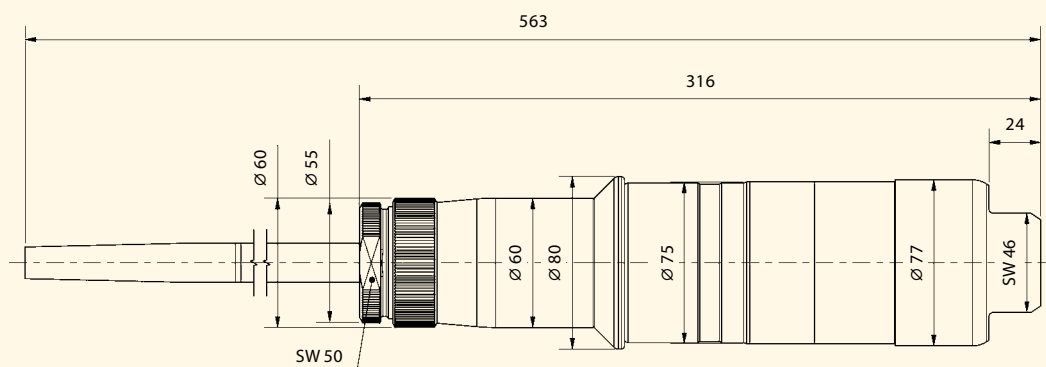
Technical data

Type		S 5500 HK	S 5500 HL	S 5500 VG
Version		lever valve short	lever valve long	with vibration handle
Illustration		1	2	3
Article No.		60052-53-5	60052-54-5	60052-55-5
Piston rod	round	●	●	●
Morse taper	MK	2	2	2
Number of blows	rpm	980	980	980
Impact energy	J	29	29	29
Air consumption	ℓ / sec	7	7	7
Piston diam.	mm	30	30	30
Piston stroke	mm	150	150	150
Length without handle and extension	mm	540	540	540
Length total	mm	680	930	1 040
Weight	kg	8.2	9.0	10.3
Hose I. D.	mm	13	13	13
Connection thread		G 3/8" i	G 3/8" i	G 3/8" i

Power at 4–4.5 bar working pressure.

The best ramming results are achieved at 4 to 4.5 bar depending on the ramming foot.

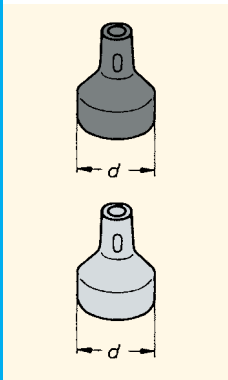
This is a result of the vibration dampening of the rammer.



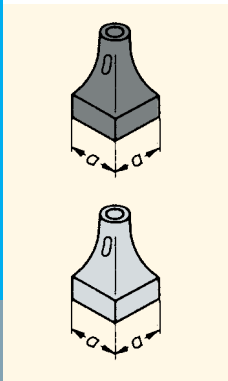
Percussive tools

Accessories

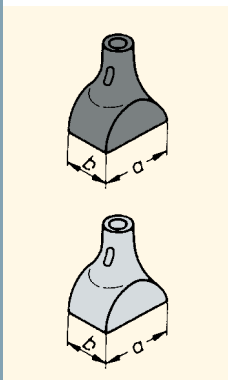
Ramming feet



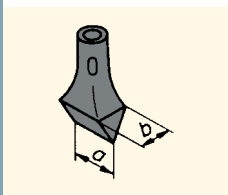
Design	Morsekegel MK	Dimension mm	Weight kg	Article No.
Round Solid rubber	1	∅ 40	0.36	39715-00-6
	1	∅ 50	0.56	39715-01-6
	1	∅ 60	0.60	39715-02-6
	1	∅ 75	0.70	39715-03-6
	2	∅ 40	0.30	39715-04-6
	2	∅ 60	0.57	39725-00-6
Round Steel	2	∅ 75	0.68	39725-01-6
	1	∅ 40	0.20	39710-02-3
	1	∅ 60	0.50	39710-03-3
	2	∅ 40	0.30	39710-04-3
	2	∅ 60	0.57	39710-05-3



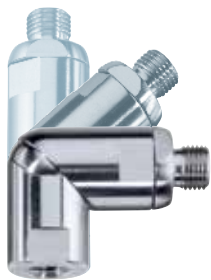
Square Solid rubber	1	80×80	0.60	39716-00-6
	2	80×80	0.70	39726-00-6
Square Steel	1	40×40	0.24	39711-01-3
	1	60×60	0.43	39711-02-3
	2	40×40	0.60	39711-03-3
	2	80×80	0.85	39711-05-3



Rectangle Solid rubber	1	50×25	0.45	39717-01-6
	1	75×25	0.50	39717-03-6
	1	75×45	0.53	39717-00-6
	2	75×25	0.50	39717-04-6
	2	75×45	0.53	39727-00-6
Rectangle Steel	1	60×20	0.25	39724-00-3
	2	60×60	0.75	39724-01-3
	2	75×50	0.78	39724-03-3
	teethed	2	80×33	0.75



Wedge Solid rubber	1	50×50	0.42	39718-00-6
	1	70×50	0.50	39718-01-6
	2	50×50	0.36	39728-00-6
	2	70×50	0.44	39728-01-6



Swivel joint



Claw coupling



Retainer spring



Rubber ring

Swivel joint for air tools

Cost effective: no hose bending

Ergonomy: wrist relieve

Effectiveness: connected directly to the tool, hose and tool are aligned optimally

Connection	Thread	Article No.
1/4 "	internal / external	60001-60-6
3/8 "	internal / external	60001-61-6
1/2 "	internal / external	60001-62-6
3/4 "	internal / external	60001-63-6

Claw couplings | DIN 3489

Connection	Thread	Article No. with rubber ring
3/4 "	internal	9361349
3/4 "	external	9361339

Bouncing ring

		Article No.
MD 630 / 680		60042-91-3
MD 620 / 660	RS 17,5 RS 20	100072-81-7
	S 19 x 50	100070-15-7

Stroke force regulation

	Article No.
1/4 "	39770-00-6

Lubricant ampules

	Article No.
1 bag = 50 pieces	09213030


Chisel spring retainer | Rubber ring

For type	Retainer spring	Rubber ring
MD 070 / 072	60042-24-3	9319193
MD 071	60042-89-3	9319193
MD 080 / 084	60042-24-3	9319193
MD 110	60042-24-3	9319193
MD 120	60042-24-3	9319193
MD 180	60042-44-3	9319141
MD 210	60042-44-3	9319141
MD 222	60042-44-3	9319141
MD 223	60042-44-3	9319141
M 13	33756-01-6	9319038
M 23	33756-01-6	9319038
MD 130	33756-01-6	9319038
MD 230	33756-01-6	9319038

Retainer spring | Rubber ring for broad chisel

For chisel width min. 40 mm

For type	Retainer spring	Rubber ring
M 070 / 080	60042-40-3	9319193
M 13	33756-02-6	9319038
M 23	33756-02-6	9319038
MD 110	60042-40-3	9319193
MD 120	60042-40-3	9319193
MD 130	33756-02-6	9319038
MD 180	33756-02-6	9319038
MD 222 / 223 / 230	33756-02-6	9319038



Bouncing ring, Stroke force regulation, Lubricant ampule

Grinding tools



G 300 D

G 300 H

G 352 D

G 352 H

G 357 H



G 281 DV

G 281 HV

GK 282 D

G 282 H



GK 282 DV

GK 282 HV

G 270 V



G 201 H

G 201 HV

GK 201 HV

- Machines for general deburring works
- According to requirement available with exhaust air to front or to back
- Grinding tool **G 357 H** with floating bearing enables an easier operation. The tool life for carbide burs is extended
- Models **G 281 DV/HV**, **G 201 H/HV** as well as **G 300 D** are perfectly suitable for working with both hands
- Model **G 270 V** is the perfect tool for difficult applications: small and handy size

Different models

D = rotary valve

H = lever valve

DV = rotary valve, exhaust air to front

HV = lever valve, exhaust air to front

GK = short model

Technical data

Type	Free speed rpm	Power kW	Weight kg	Length mm	Collet installed mm	Accessories* Collet Ø mm "	Hose unit included	Article No.
G 300 D	30 000	0.22	0.45	207	6.0	3.0	yes	29923-37-5
G 300 H	30 000	0.22	0.45	207	6.0	3.0	yes	29923-38-5
G 352 D	35 000	0.29	0.36	171	6.0	3 4 5 8 1/4 "	yes	29946-06-5
G 352 H	35 000	0.29	0.36	171	6.0	3 4 5 8 1/4 "	yes	29946-07-5
G 357 H	38 000	0.29	0.50	170	6.0	3 4 5 8	yes	60022-75-5
G 281 DV	30 000	0.22	0.41	196	6.0	3.0	—	29908-32-5
G 281 HV	30 000	0.22	0.41	197	6.0	3.0	—	29908-33-5
GK 282 D	30 000	0.24	0.33	141	6.0	3.0	yes	29938-01-5
GK 282 H	30 000	0.24	0.33	141	6.0	3.0	yes	29938-02-5
GK 282 DV	30 000	0.24	0.30	143	6.0	3.0	—	29938-11-5
GK 282 HV	30 000	0.24	0.30	143	6.0	3.0	—	29938-12-5
G 270 V	30 000	0.22	0.37	110	6.0	3.0	—	29930-94-5
G 201 H	22 000	0.44	1.10	280	6.0	3 8 10 1/4 "	yes	60000-29-5
G 201 HV	22 000	0.44	1.05	280	6.0	3 8 10 1/4 "	—	60000-30-5
GK 201 HV	22 000	0.44	0.95	180	6.0	3 8 10 1/4 "	—	60001-45-5

* not included in the scope of delivery

Grinding tools



G 120 H

G 232 H

G 236 H



GL 200 H, GL 200 HV

G 17000 HV

G 16000 H, G 12000 H



GL 16000 H, GL 12000 H

G 100 H, G 101 H

- Models **G 120 H**, **G 232 H**, **G 236 H** are used for deburring and milling jobs with carbide burs
- Model **G 236 H** with floating bearing
- Models **G 17000 HV**, **G 16000 H**, **G 12000 H** are most suitable for heavy fettling works
- The extended machines **GL 200 H**, **GL 200 HV**, **GL 16000 H**, **GL 12000 H** are most suitable for internal grinding works and and for difficult to access areas
- Models **GL 16000 H** and **GL 12000 H** are extendable up to 1000 mm
- The special feature of the grinding machines **G 100 H** and **G 101 H** is the high operating comfort
- They are very suitable for internal works and the deburring of hollow spaces (motor blocks, turbine wheels, etc.)
- The machines can be extended up to 1000 mm
- An installed speed governor keeps the speed nearly constant during operation

Technical data

Type	Free speed rpm	Power kW	Weight kg	Length mm	Collet installed mm	Accessories* Collet Ø mm "	Hose unit included	Article No.
G 120 H	12 000	0.40	0.88	205	6.0	3 8 10 1/4 "	yes	60026-69-5
G 232 H	23 000	0.44	0.74	180	6.0	3 8 10 1/4 "	yes	29935-25-5
G 236 H	23 000	0.44	1.00	210	6.0	3/8 "	yes	60020-81-5
GL 200 H	18 000	0.40	1.20	382	6.0	3.0	yes	60000-27-5
GL 200 HV	20 000	0.40	1.20	382	6.0	3.0	—	60000-28-5
G 17000 HV	17 000	0.75	1.55	327	8.0	3 6 10 1/4 "	—	29931-58-5
G 16000 H	16 000	1.00	1.14	236	6.0	3 8 10	yes	60018-43-5
GL 16000 H	16 000	1.00	1.94	475	6.0	8.0	yes	60018-44-5
GL 12000 H	12 000	0.90	1.94	475	6.0	8.0	yes	60034-21-5
G 100 H	10 000	1.30	3.20	523	6.0	8.0	—	60009-35-5
G 101 H	10 000	1.30	3.20	508	thread M12		—	60009-40-5

* not included in delivery

Grinding tools



GW 216 H



GW 126 H



GW 218 H



GW 218 HV

- The angle grinder models **GW 216 H** and **GW 126 H** are used for different deburring and grinding works
- Models **GW 218 H** and **GW 218 HV** with ER 16 collets are most suitable for robust works, e. g. grinding in narrow spaces
- Model **GW 121 H** is made for fettling and refining of casting parts, cutting of risers, burring die castings as well as removing of casting cinders and sand (grinding wheel \varnothing 125 mm)
- Model **GW 121 H** with speed governor

Technical data

Type	Free speed rpm	Power kW	Weight kg	Length mm	Collet installed mm	Accessories* Collet \varnothing mm "	Hose unit included	Article No.
GW 216 H	20000	0.35	1.00	150	6 ER 11	3,0	yes	29935-62-5
GW 218 H	20000	0.35	1.15	150	6 ER 16	3/8 "	yes	29934-69-5
GW 218 HV	20000	0.35	1.15	167	6 ER 16	3/8 "	—	29934-82-5
GW 126 H	12000	0.35	1.00	174	6 ER 11	3,0	yes	60026-71-5
GW 121 H	12000	1.10	2.10	240	1)	—	yes	60012-07-5

* not included in delivery

1) spindle thread M 14



GW 121 H

Filing machines

- Deburring of cast or machined parts
- Filing applications in tool and mould making
- Extremely low vibration:
FRV 110: 2,0 m/s²
FRV 60 B: 1,8 m/s²
- FRV 110 heavy-duty filing works
- High precision
- Calm run
- For files with round shank



FRV 60 B



FRV 110

Technical data

Type		FRV 60 B	FRV 110
Article No.		29900-07-6	29701-14-6
Valve		push button	safety lever
Number of blows	min ⁻¹	8 400	9 000
Frequency	Hz	140	150
Stroke length	mm	4	8
Exhaust air		to the front	to the front
Ø tool holder max.	mm	3 – 4	4 6
Tool holder		clamping bolt	clamping bolt
Noise level	dB(A)	71	77
Air consumption	l/sec	0,5	1,3
Gewicht ohne Schlauch	kg	0,30	1,05
Ø machine	mm	30	41
Machine length	mm	200	180
Hose I. D.	mm	3	6
Connection thread		—	G 1/4" i
Accessories supplied		wrench, hose 1.5 m	wrench

Power and free speed at 6 bar operating pressure. Compressed air quality: lubricated.

Accessories for FRV 110

Reducer collet 6/4 (for shanks 4 mm)	29931-44-6
---	------------



Swivel joint for FRV 110

Variacor	60001-60-6
-----------------	------------





Diamond file (detail)

Files for FRV 60 B

Ø shank 3.0 mm

Profile						
Cut 1 Article No.		9 376 906	9 376 907	9 376 908	9 376 909	9 376 910
Width × depth	mm	7.0 × 2.0	3.0 × 3.0	4.0 × 4.0	6.5 × 2.0	Ø 3.6
Useable length	mm	60	60	60	60	60
Ø shank	mm	3.0	3.0	3.0	3.0	3.0

Files for FRV 60 B

Ø shank 3.8 mm

Profile						
Cut 1 Article No.		9 376 921	9 376 922	9 376 924	9 376 926	9 376 928
Cut 0 Article No.		9 376 911	9 376 923	9 376 925	9 376 927	9 376 929
Width × depth	mm	7.0 × 2.0	3.0 × 3.0	4.0 × 4.0	6.5 × 2.0	Ø 3.6
Useable length	mm	60	60	60	60	60
Ø shank	mm	3.8	3.8	3.8	3.8	3.8

Diamond files for FRV 60 B

Ø shank 3.0 mm

Profile						
Grain D 107 Article No.		9 376 931	9 376 932	9 376 933	9 376 934	9 376 935
Width × depth	mm	5.2 × 1.4	2.5 × 2.5	3.6 × 3.6	5.0 × 2.0	Ø 3.0
Total length	mm	85	85	85	85	85
Useable length	mm	45	45	45	45	45
Ø shank	mm	3.0	3.0	3.0	3.0	3.0

Files for FRV 110

Ø shank 6.0 mm

Profile						
Cut 1 Article No.		9 376 900	9 376 901	9 376 902	9 376 903	9 376 904
Cut 0 (for alu) Article No.		9 376 912	—	—	—	—
Cut 1 Width × depth	mm	12.3 × 6.3	8.0 × 8.0	9.0 × 9.0	12.0 × 6.0	Ø 6.0
Cut 0 Width × depth	mm	12.0 × 7.0	—	—	—	—
Useable length	mm	80	80	80	80	80
Ø shank	mm	6.0	6.0	6.0	6.0	6.0

Chipping hammers



SHV 150



SHV 150

Technical data

Type		SHV 150
Article No.		35970-00-6
Frequency	Hz	150
Number of blows	min ⁻¹	9 000
Weight	kg	1,45
Length	mm	210
Air consumption	l/sec	1,5
Hose I. D.	mm	6
Connection thread		G 1/4" i
Vibration	m/s ²	2

Power and free speed at 6 bar operating pressure. Compressed air quality: oiled.

Flat chisel for SHV 150

Flat chisel	100 × 36 mm	Article No. 39525626
-------------	-------------	----------------------

Needle scalars



GNV 19, GNV 28



NGV 18

Technical data

Type		GNV 19	GNV 28	NGV 18
Article No.		60000-73-6	60003-89-6	29701-11-6
Frequency	Hz	110	91	145
Number of blows	min ⁻¹	6 600	5 500	8 700
Weight	kg	2,40	3,05	1,95
Length	mm	272	290	310
Air consumption	l/sec	2,2	2,3	1,6
Hose I. D.	mm	10	10	10
Connection thread		G 1/4" i	G 1/4" i	G 1/4" i
Vibration	m/s ²	3.7	4.0	3.5
Number of needles		19	28	18
Accessories supplied		needle set	needle set	needle set

Power and free speed at 6 bar operating pressure. Compressed air quality: oiled.

Needles for replacement

Article No.	9376918	9376919	9376917
-------------	---------	---------	---------

- Lightweighted composite housing
- More power
- Reversible, "right / left" for one-handed working
- 3-step stroke force regulation
- Compact, balanced design for non-tiring work
- Twin clutch system
- Low vibration (4.8 m/s^2)



MDS 1202



MDS 1203



MDS 1205



MDS 1206

Technical data

Type		MDS 1202	MDS 1203	MDS 1205	MDS 1206
Article No.		8230 0204	8230 0303	8230 0305	8230 0306
Driv. square end		1/2 "	1/2 "	3/4 "	1 "
Maximum torque	Nm	405	815	1 625	1 900
Free speed	rpm	6 200	7 000	6 000	5 500
Weight	kg	1,30	1,80	3,70	3,70
Length	mm	150	185	210	210
Noise level	dB(A)	83	83	90	90
Air connection		1/4 " PT	1/4 " PT	3/8 " PT	3/8 " PT

Power at 6 bar operating pressure.

Accessories | Swivel joint

1/4 " internal / external	Article No.	60001606
3/8 " internal / external	Article No.	60001616

Grinding machines

Angle grinding machines

BLACK LINE

- SoftGrip for cold insulation
- Small, lightweight, handy
- Multipurpose use
- Composite housing
- Speed reduction
- Erickson collet (MDSM 3200, 3300)



MDSM 3100



MDSM 3200

Technical data

Type		MDSM 3100	MDSM 3200	MDSM 3300	MDWS 4100
Article No.		8250 0102	8250 0112	8250 0122	8260 0102
Collet	mm	6	6	6	6
Free speed	rpm	28 000	25 000	20 000	20 000
Power	W	200	300	350	200
Weight	kg	0,41	0,49	1,04	0,55
Length	mm	153	179	331	160
Vebration	s ²	7,9	2,5	2,8	5,9
Noise level	dB(A)	82	81	81	82
Connection thread		G 1/4" i	1/4" PT	1/4" PT	G 1/4" i
Air consumption	ℓ / sec	7,5	7,6	9,0	7,5
Ø recommended hose	mm	8	8	8	8

Power at 6 bar operating pressure.



MDSM 3300



MDWS 4100

- Powerful, lightweight and robust
- for use with fettling and cutting wheels and rubber disc with 125 mm

Quality features

- Powerful 1,1 kW
- Safety lever (Norm EN 792)
- Protection hood 360° adjustable
- Cold insulation handle
- Isolation plastic housing also in valve area
- Built in governor for decreased air consumption
- Quick tool change with spindle stop
- Handle to be mounted both sides
- Angle gear to be greased via grease fitting
- Air supply hose 1.5 m
- Exhaust hose 0,8 m

Angle grinding machine

1.1 kW

BLACK LINE



MDWS 4200

Technical data

Type		MDWS 4200
Article No.		8260 0103
Valve		Safety lever
Free speed	rpm	12 000
Power	W	1 100
Exhaust air		to the rear
Spindle thread		M 14
Noise level	dB (A)	90
Weight without hose	kg	1,6
Vibration	m/s ²	5,67
Vibration tolerance	m/s ²	1,0
Air consumption	ℓ / sec	19,9
Connection thread		3/8 "
Machine height	mm	88
Machine length incl. spindle	mm	220

Power and free speed at 6 bar operating pressure.
Compressed air quality: oiled.

The repair service of MANNESMANN DEMAG



Our customers trust in our know-how, our reliability and the quality work of our service engineers

Our qualified workers do the service and repair of compressed air tools of all brands. A reliable cost estimate is self-evident to us. If repair is no longer worthwhile for economic reasons, we can provide solutions from our extensive range of compressed air tool range.

You have many advantages:

- Only one contact
- Scarcely administrative expenditure
- A short repair time
- A high quality standard
- Calculable costs

Repairs in detail

- 1** After recording all the technical data, a first tool check is carried out.
 - 2** The tool is disassembled into all parts. In an automatic washing system, these are completely cleaned and, if necessary, measured and tested.
 - 3** If the tool has a wear, wearing parts such as vanes, ball bearings, rubber rings, etc. will basically be renewed for a trouble-free working of the air tool. Any damaged parts will be proposed by us for a renewal.
 - 4** You receive a cost estimate for this. After you have released the repair, the tool will be completely repaired. Finally it will be tested according to manufacturer's instructions.
-

Service repair package “Basic”

With this service package you get your tool repair at a fixed price, depending on the manufacturer and type. The procedure is the same as for a classic repair, but without a cost estimate. In case of conditionally higher repair costs, only the guaranteed fixed price will be invoiced. Should it be not possible to repair a tool you will be notified. We will scrap or return it to you upon request.



Full service package

With this package we take over the complete maintenance and repair of your air tools. This is a annual price according to quantity, brand and type. The service information for each machine are stored in a database and enable a fast and professional repair.

The full-service package assures you:

- Fixed operating costs
- Longer service life
- Short delivery time
- Free pick-up and delivery
- If you use MANNESMANN-DEMAG tools only in full-service no longer repairable tool will be exchanged free of charge against a new tool



Worldwide Sales and services

Berlin	Australia
Bielefeld	Austria
Bochum	Belgium
Bremen	Brazil
Cologne	Canada
Dresden	China
Düsseldorf	Croatia
Erfurt	Czech Republic
Essen	Finland
Freiburg	France
Hagen	Hungary
Hamburg	India
Hannover	Iran
Kiel	Italy
Magdeburg	Luxembourg
Mainz	Netherlands
Mühlheim	Mexico
Munich	Poland
Nuremberg	Portugal
Oberhausen	Slovenia
Potsdam	Slowakia
Rheinfelden	Spain
Saarbrücken	Sweden
Schwerin	Switzerland
Singen	Turkey
Stuttgart	Ukraine
Wiesbaden	United Kingdom
	USA


Colophon

Photography:
Blühdorn Werbefotografie +, Stuttgart-Fellbach
MANNESMANN DEMAG
PhotoDisc
Print:
Druckhaus Waiblingen

Printed in Germany, © 2017
All rights reserved. No unauthorised use or copying of the contents, particularly trade marks, drawings of the models, article numbers or photographs. No reprinting and mechanical or digital reproduction, even of excerpts, without the formal permission by MANNESMANN DEMAG.

Technical as well as colour and design alterations, serving the product improvement, are subject to change. Errors and errata excepted.

The complete power spectrum



- Precision industrial tools for metal processing
- Precision industrial tools for flexible automation
- Deburring applications for automation applications
- Percussive tools
- Drilling and cutting systems
- Assembly tools, torque meters
- Air motors
- Customized special solutions

We are always at your disposal

MANNESMANN DEMAG stands for tradition and innovation in the field of air tools for more than 100 years. Modern industry tools, motors, measurement instrumentation and screwing systems are manufactured for more than 30 years in Stuttgart: An important location with successful perspectives. The Swabian precision work of the MANNESMANN DEMAG tools is in great demand at large companies in the whole world. A global dealer network with regional know-how guarantees delivery on time and exact spare parts delivery. Here in Stuttgart the successful story continues. Conception, design, construction, manufacturing, quality control, service and advice—everything from MANNESMANN DEMAG comes from one source.

**MANNESMANN
DEMAG**

Druckluftwerkzeuge | Druckluftmotoren

MD Drucklufttechnik GmbH & Co. KG

P. O. box address

Postfach 31 16 51, 70476 Stuttgart

House address

Weissacher Straße 1, 70499 Stuttgart

Telephone +49 (0) 711 88 718-0

Telefax +49 (0) 711 88 718-100

E-mail info@mannesmann-demag.com

www.MANNESMANN-DEMAG.com

Your MD-Partner
